





REFEREE'S OFFICIAL HAND SIGNALS


(DIAGRAM NO. 6.1 TO 6.4)




FACTS SIGNALED	HAND SIGNALS TO BE EXECUTED BY REFEREES	
PLAY KOIT OR PERMISSION FOR SERVICE	RAISE THE ARM TO THE SIDE OF SERVING TEAM	
TEAM WINNING A POINT	EXTEND THE ARM TO THE SIDE OF TEAM	
CHANGE COURT	RAISE THE ARM FRONT & BACK & TWIST AROUND THE BODY	

TIME OUT	PLACE THE PALM OF THE HAND OVER THE FINGERS OF THE OTHER HAND HELD K/ IN THE VERTICAL POSITION	

REFEREE'S OFFICIAL HAND SIGNALS

(DIAGRAM NO. 6.5 TO 6.8)



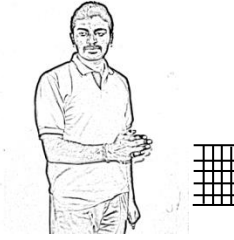

FACTS SIGNALLED	HAND SIGNALS TO BE EXECUTED BY REFEREES	
END OF SET OR MATCH	CROSS THE FORE ARMS IN FRONT OF THE CHEST HAND OPEN	

WARNING OR PENALTY	SHOW A YELLOW CARD FOR WARNING & RED CARD FOR PENALTY	
EXPULSION	SHOW BOTH CARDS JOINTLY FOR EXPULSION	
DISQUALIFICATION	SHOW BOTH CARDS SEPARATELY FOR DISQUALIFICATION	

REFEREE'S OFFICIAL HAND SIGNALS




(DIAGRAM NO. 6.9 TO 6.12)


FACTS SINGALED	HAND SIGNALS TO BE EXECUTED BY REFEREES
----------------	-----------------------------------------

<p>KOIT IN</p>	<p>EXTEND THE ARM & FINGERS TO POINT TO THE FLOOR</p>	
<p>KOIT OUT</p>	<p>RAISE THE FORE ARM IN VERTICAL POSITION HAND OPEN FACING UPWARDS</p>	
<p>NET TOUCH</p>	<p>TAP THE NET WITH ONE HAND</p>	
<p>SQUEEZIN G</p>	<p>CLOSE ALL THE FINGERS & RELEASE</p>	

REFEREE'S OFFICIAL HAND SIGNALS



(DIAGRAM NO. 6.13 TO 6.16)



FACTS SIGNALLED	HAND SIGNALS TO BE EXECUTED BY REFEREES	
BODY TOUCH	TAP THAT PART OF THE BODY WHERE THE KOIT TOUCHED (EX. CHEST)	 A line drawing of a male referee in a short-sleeved polo shirt. He is standing and facing slightly to the left. His right hand is raised to his chest, with his fingers spread, as if tapping himself.
SHAKING KOIT	SHAKE ALL THE FIVE FINGERS FOR A SECOND	 A line drawing of a male referee in a short-sleeved polo shirt. He is standing and facing slightly to the left. His right hand is raised to chest level, and he is shaking it with his fingers spread.
TOUCH OUT	BRUSH WITH THE PALM OF ONE HAND THE FINGERS OF THE OTHER HAND IN A VERTICAL POSITION	 A line drawing of a male referee in a short-sleeved polo shirt. He is standing and facing slightly to the left. His right hand is raised to chest level, palm facing left. His left hand is raised to chest level, fingers spread, and is being brushed by the palm of his right hand.

<p>FORE HAND & BACK HAND SHOT WITHIN THE RECTRICTED LINE CROSS</p>	<p>CROSS BOTH THE INDICATOR FINGERS</p>	
--------------------------------------------------------------------------------------------	---------------------------------------------	------------------------------------------------------------------------------------

REFEREE'S OFFICIAL HAND SIGNALS

(DIAGRAM NO. 6.17 TO 6.20)

FACTS SIGNALLED	HAND SIGNALS TO BE EXECUTED BY REFEREES	
<p>SHAKING KOIT</p>	<p>LIFT TWO FINGERS SEPARATED</p>	
<p>JUMPING & STEPPING</p>	<p>MAKE A CIRCULAR MOTION OF THE FORE ARM AROUND EACH OTHER</p>	

<p>WOBBLING</p>	<p>LIFT THE FORE ARM & ROTATE THE PALM DOWNWARDS ONE HAND</p>	
<p>DOWNWARD TENDENCY PUSHING PRESSING THROWING</p>	<p>DOWN THE FORE ARM WITH THE PALM FACING DOWNWARDS</p>	
<p>NOTE: KOIT TOUCHING THE ANTENNA & ROUNDING OUT OF ANTENNA IS NOTING OUT</p>		